

# HKU ONLINE APPLICATION SYSTEM

**Step by Step  
Guide**



# Step 0 : Prepare your application

Prepare the below documents before you start your application

To be prepared before submission	To be uploaded after payment of application fee	To be provided by your counsellor / advisor / referee(s) (optional)
✓ Personal Information including a valid email address (as registered email address cannot be changed once you registered an account)	✓ One personal statement (regardless of the number of your programme choice(s))	✓ High school transcript
✓ Your identity document (Passport / Hong Kong Identity Card / other travel document)	✓ High school transcript	✓ Predicted / actual results
✓ Choice of programmes (cannot be changed e.g. edited / added / swapped in any way after 12:00 noon, Nov 26, 2025 (HKT))	✓ CV, certificates and awards	✓ Reference letter(s)
✓ A valid credit card (VISA, MasterCard or Unionpay), AlipayHK, Alipay, WeChat Pay or FPS for payment of the application fee	✓ Certificates of public examinations and proof of English language and second language proficiency	
	✓ Degree certificates and official transcripts (for current university students)	
	✓ Any other required documents you would like to add to support your application	

# Step 1 : Create an application account

HKU Application System for Undergraduate Programmes  
The University of Hong Kong

[Help and Guidelines](#)

Home > Login

To ensure the stability of the application system, please note that regular upgrade and maintenance will be performed every Wednesday at 10:00am (Hong Kong Time) with a down time between 10:00am to 1:00pm. Please avoid editing or submitting your application during the maintenance period.

Please read carefully the [Important Information](#) and [Application Guide](#) before making and submitting an application. You may also find our FAQs useful if you encounter any difficulties when filling your application form.

### LOGIN

Login

[Forgot Password ?](#)

[Forgot Registered Email ?](#)

### REGISTRATION

Register for an account to launch your application to the undergraduate programmes at the University of Hong Kong.

Registration

Please register for an account by clicking 'Registration'.

If you have registered for an account last year, you may skip this step and proceed to log in with the same credentials directly.



## ← Declaration

- I declare that the information to be given in support of this application is accurate and complete, and I understand that any misrepresentation will disqualify my application to the University and the University has the right to make a report to the relevant law enforcement agencies which may result in criminal prosecution.
- I authorize The University of Hong Kong to obtain, and the relevant examination authorities, assessment bodies or academic institutions in Hong Kong and elsewhere to release any and all information about my public examination results, records of studies or professional qualifications. I also authorize the University to use my data in this form for the purpose of obtaining such information.
- I accept that all the data in this form and those the University is authorized to obtain will be used for purposes related to the processing and administration of my application in the university context.
- I understand that if I am a current full-time Bachelor's degree student studying UGC-funded programme in one of the local tertiary institutions or a de-registered or discontinued student of the University and I fail to declare this, I may be disqualified even after being offered admission.
- I note the general points pursuant to the Personal Data (Privacy) Ordinance as set out in the [Personal Information Collection Statement](#) and the [General Data Protection Regulation](#).
- I have read the [General Information](#) and agreed to the information, terms and conditions stated.
- I declare that I only submit one application for admission in any one academic year, and I fully understand submitting duplicate applications will result in immediate account suspension. The university may disqualify the application and any offer(s) made by the University may be withdrawn.
- I understand and agree that I am personally responsible for the authenticity of the application materials submitted to the University, whether by myself or an agent/intermediary appointed by me.
- I understand that The University of Hong Kong is a 'public body' and is therefore subject to the Prevention of Bribery Ordinance.

☒ I have read and understood the above stated terms and conditions.

Accept

Not Accept

Read the "Declaration" carefully. Upon having read and understood the declaration, check the box and click "Accept" to proceed.



\* To ensure the stability of the application system, please note that regular upgrade and maintenance will be performed every Wednesday at 10:00am (Hong Kong Time) with a down time between 10:00am to 1:00pm. Please avoid editing or submitting your application during the maintenance period.

\* Please read carefully the [Important Information](#) and [Application Guide](#) before making and submitting an application. You may also find our [FAQs](#) useful if you encounter any difficulties when filling your application form.

\* For the best user experience, we recommend logging into the system using a computer to ensure full access to all features \*

## ← Registration

Complete this section to start registering for an account with the Application System for Undergraduate Programmes at The University of Hong Kong.

Email Address *	<input type="text"/>
Password *	<input type="password"/>
	Include at least 3 of these 4 types that lowercase letters, uppercase letters, numerals, and special characters; and must be of 10-18 characters.
Re-type Password *	<input type="password"/>
Alternate Email Address *	<input type="text"/>
Family Name / Surname / Last Name *	<input type="text"/>
Given Name / First Name *	<input type="text"/>

Submit

Cancel

**Email Address:** Your email address will be your login name. Choose an email that you use often and can access throughout the entire application process. You will be allowed to change your primary email address later. However, please also provide an alternate email address carefully in case you need to reset your password or your primary address fails.


**Password:** The password should contain at least 3 of these 4 types that lowercase letters, uppercase letters, numerals, and special characters; and must be of 10-18 characters.


The Last Name and First Name should be identical to the ones stated on your Hong Kong Identity (HKID) Card or Passport.

Please fill out the rest of the information carefully and accurately.

# Step 2: Complete the online application

**LOGIN**

 Registered Email Address

 Password


**Login**

[Forgot Password ?](#)

[Forgot Registered Email ?](#)

**REGISTRATION**

Register for an account to launch your application to the undergraduate programmes at the University of Hong Kong.

 **Registration**

After successful registration, an activation email will be sent to your registered email. Once your account is activated, please use your registered email and password to log in.

If you have forgotten your password, please click 'Forgot Password' and reset your password using your registered email.

My Inbox

My Application

Application Status

My Event

My Profile

Logout

HKU Application System for Undergraduate Programmes

The University of Hong Kong

Help and Guidelines

My Inbox

For enquiries, please contact us through live chat [here](#).

Please be aware that information and content of this chat session will be stored on a third-party website. Once you clicked "I Agree - Proceed" to start, your name, email address, programme choices and application status will be transferred to this third-party site. If you need to make changes on your personal information, require advice on matters that involve disclosure of other personal details, or do not wish to use the chat system, please contact us [here](#).

Announcement

Title	Status	Issue Date Time
[HKU Application System] Welcome to the Application System!		

If you have any enquiries, please click the live chat button.

Find useful information or initiate a live chat session with our staff here during office hours.  
For non-office hours, please follow the instructions to contact our staff.

Prompt

Online during Mon, Wed, Fri: 10:00-12:30 & Thu: 14:30-17:00 (HKT), except holidays.  
For now, submit the form [here](#).

Close

My Inbox

My Application

Application Status

My Event

My Profile

Logout


HKU Application System for Undergraduate Programmes

The University of Hong Kong

My Inbox

# My Inbox

Announcement

Title	Status
 <a href="#">[HKU Application System] Welcome to the Application System!</a>	<div>New</div>

Please read the email in your inbox carefully and make sure to check the inbox regularly to receive updates from the University.

Click 'My Application' on the left panel to start your application.



- My Inbox
- My Application
- Application Status
- My Event
- My Profile
- Logout



My Application

## My Application

Applications	Status	Actions
 <a href="#">UG Admission</a>	<a href="#">New</a>	<a href="#">Apply Now</a>

Click 'Apply Now' to start your application.

My Inbox

My Application

Application Status

My Event

My Profile

Logout

My Application (2026)

Personal Particulars

Academic Profile

Academic Qualifications

Choice of Programme

Reference

Others

Personal Information

Please enter your name in English exactly as it appears on your Identification Card or passport.

Family Name / Surname / Last Name \*

Given Name / First Name \*

Chinese Name

Date of Birth \*

Citizenship \*

- Select -

Sex \*

- Select -

E-mail \*

cibenin738@cerisun.com

Secondary E-mail \*

pranay.jerusalem@doodrops.org

Country / Region of Residence \*

- Select -

Identity

The following students will be considered as non-local applicants and will pay the non-local fees upon admission to the University, according to the definition by the HKSAR Government adopted for education-related areas in the post-secondary education context:

Students holding:

- student visa / entry permit; or
- dependant visa / entry permit (you were 18 years old or above before September 1 of the year of admission when you were first issued with such visa / entry permit by the Immigration Department of the HKSAR); or
- visa / entry permit under the Immigration Arrangements for Non-local Graduates (IANG); or
- visa / entry permit for Top Talent Pass Scheme

Personal Particulars

Please fill out this section carefully. You must enter your name in English exactly as it appears on your ID or Passport

Please review the descriptions carefully to identify your status of local/non-local.

# My Application (2026)

Personal Particulars

Academic Profile

Academic Qualifications

Choice of Programme

Reference

Others

Please provide information on your academic history starting with your secondary / junior high school studies. This information should include any course that is in progress, interrupted, or otherwise.

This information will be used for processing and evaluation of your application to the University. Omission of your academic history may lead to disqualification of your application or withdrawal or any offers given.

For more instructions on how to fill this page, please refer to [here](#).

## Academic History and Course Enrollment between September 2025 to June 2026

I am not enrolled in any course of academic study between September 2025 to June 2026

Country / Region in which your study is pursued \*

- Select -

## Current Programme of Study

Type of Programme / Curriculum \*

- Select -

Level of Study \*

- Select -

Have you completed this study?

Yes

No

Study Mode

Full-time

Part-time

Start Date \*

Current Level of Study \*

Expected Date of Completion / Graduation \*

## Previous Studies

Name of Institution	Type of Programme	Country	Programme Title	Study Mode	GPA
No records found.					

+ Institution

## Year of Schooling

Please indicate below your highest level of qualification to be obtained by September for our evaluation purpose.

### Academic Profile

Please fill out your academic history accurately.

If you are not enrolled in any academic institution between September 2024 to June 2025, check the ‘I am not enrolled in any course of academic study between September 2024 to June 2025’ box to go straight to the ‘Previous Studies

### Previous Studies

Name of Institution	Type of Programme	Country	Programme Title	Study Mode	GPA	Study Period	Action
---------------------	-------------------	---------	-----------------	------------	-----	--------------	--------

No records found.

+ Institution

### Year of Schooling

Please indicate below your highest level of qualification to be obtained by September for our evaluation purpose.

Highest Qualification to be obtained by August 2025 : \*

- Select -

Have you enrolled in any bachelor's degree programme(s)? \*

- Select -

Please confirm below the years of education you have received in the primary / secondary / post-secondary level by August 31, 2025 . This should take into account only your regular school. Short courses / summer courses / repeated studies should not be counted in this calculation. If any of the level of study is not applicable, please enter "0"

Primary Education : \* 0 years full-time study or its equivalent

Secondary / Junior & Senior High School Education : \* 0 years full-time study or its equivalent

Tertiary / University-level Education : \* 0 years full-time study or its equivalent

Total years of schooling completed / will be completed by August 31, 2025 : 0 years full-time or its equivalent.

Save

Save and Next →

Please include all your Secondary / Junior & Senior High School Education information (except your current programme of study) in the "Previous Studies" section.

Please select your highest qualifications to be obtained before enrolling in the University (e.g. **select 'Bachelor's Degree' if you are currently studying a Bachelor's degree programme** in a university as Year 1 student but had completed IB Diploma previously). You also need to declare if you have previously enrolled in any bachelor's degree programme(s).

Please clearly indicate the exact number of years in which education was received. This information is crucial if you wish to be considered for advanced standing.



My Inbox

My Application

Application Status

My Event

My Profile

Logout

HKU Application System for Undergraduate Programmes

The University of Hong Kong

Help and Guidelines

My Application

Edit

My Application (2026)

Personal Particulars

Academic Profile

Academic Qualifications

Choice of Programme

Reference

Others

Please follow the guidelines below to input ALL your academic achievements and qualifications separately:

1. Click the '+Qualification' button and input BOTH predicted and actual grades/scores (if applicable).

2. Inform your counsellor to enter your predicted or actual grades/scores into the system. If they are unable to do so in the system, please ask them to contact the Admissions Office via email at counsellors@hku.hk. Failure to do so may result in delays in the application process.

3. Make sure to complete the above for ALL the qualifications you have already finished OR are still in progress.

Please note that upon submitting your application, you are required to upload electronic copies of your transcripts or statements of results to the application system. The University may request official results directly from the examination board or require you to authorize HKU to obtain these results for verification purposes. Compliance with these requirements ensures the timely processing of your application.

For more instructions on how to fill this page, please refer to [here](#).

The Other Examination qualification must be completed as your highest qualification is Bachelor's Degree

+ Qualification

Save

Save and Next →

Academic Qualifications

Click '+ Qualification' to add current and previous qualifications. You may add multiple qualifications as necessary.

Please note that you must add your highest qualification to submit your application. You will not be able to proceed without adding one qualification under this page

## Qualification



Examination Type \*

- Select -



Examination \*

- Select -



Year \*

- Select -



Month \*

- Select -



Add

Cancel

Fill in the relevant details about your qualification and then click 'Add'.

Personal ParticularsAcademic ProfileAcademic QualificationsChoice of ProgrammeReferenceOthers

- Please follow the guidelines below to input ALL your academic achievements and qualifications separately:
1. Click the '+Qualification' button and input BOTH predicted and actual grades/scores (if applicable).
  2. Inform your counsellor to enter your predicted or actual grades/scores into the system. If they are unable to do so in the system, please ask them to contact the Admissions Office via email at [counsellors@hku.hk](mailto:counsellors@hku.hk). Failure to do so may result in delays in the application process.
  3. Make sure to complete the above for ALL the qualifications you have already finished OR are still in progress.

Please note that you need to upload the electronic copies of your transcripts/statements of results to support your application after you have submitted your application successfully. You will also be required to submit original or official copies of these documents if requested.

For more instructions on how to fill this page, please refer to [here](#).

+ Qualification

▼ General Certificate of Education A Level / International A Level

Centre No.

Candidate No.

Series Month & Year \*

Attempt/Examination Sitting	Subject	Examination Board	Level	Achieved Grade	Predicted Grade	Date of Result Release	Action
No records found.							
Remove Qualification		<div>+ Subject</div>					

SaveSave and Next →

Once the qualification has been added, click **'+ Subject'** to add the subjects taken under the qualification.

## Add Subject

Please contact the Admissions Office for assistance if your subject is not in the drop-down list

You should enter your Advanced Level examination results, whether you have already taken the exam or your courses are still ongoing.

You are also advised to provide us with a copy of your Advanced Subsidiary Level results, if available, by uploading a scanned copy onto the system under your "General Certificate of Education A Level / International A Level" tab after you have successfully submitted this application.

1. After selection of Attempt/Examination Sitting, Level, Examination Board and Subject, select the Date of Result Release (whether past or future)
2. If you already have your achieved result, enter the score in "Achieved Score," otherwise enter your Predicted Grade. If you are not provided the predicted grade by your school, select "To be provided by my school"

Attempt/Examination Sitting *	<input type="text" value="- Select -"/>	
Level *	<input type="text" value="GCE Advanced Level"/>	Examination Board *
Subject *	<input type="text" value="- Select -"/>	Date of Result Release *
Achieved Grade *	<input type="text" value="- Select -"/>	Predicted Grade

Save

Cancel

Applicants must input all academic results, including both predicted and actual results, into the system. The purpose of uploading the documents is solely for verification of the academic achievements.

If it is the counsellor who has access to the predicted/actual results, you must ensure that your counsellor has provided them into the system.

Follow the instructions to fill out the details of the subject carefully. To open the select menu, it is mandatory to follow 'instruction 1' (select in order).



Personal Particulars	Academic Profile	Academic Qualifications	Choice of Programme	Reference	Others
----------------------	------------------	-------------------------	---------------------	-----------	--------

You may submit an application for UP TO 3 undergraduate programmes at the University. With the exception of your top programme choices, all other programmes will be considered as equally ranked. Evaluation will take place concurrently and independently for all y our programme choices. You may refer to the status of each of your programme choices under application Status on the left. Changes to your programme choices will be allowed until 12:00 noon, Nov 15, 2023 (HKT).

For more instructions on how to fill this page, please refer to [here](#).

1<sup>st</sup> Choice Programme

Programme

- Select -

Other Programme Choices

Programme

- Select -

- Select -

**Choice of Programme**

You may submit an application for UP TO 3 undergraduate programmes at the University. You may refer to the status of each of your programme choices under ‘Application Status’ on the left panel. Changes to your programme choices will be allowed until **12:00 noon, Nov 26, 2025 (HKT)**.

#### Dual Degree and University Collaborative Programmes (separate application REQUIRED)

You are welcome to indicate your interest in applying to the following dual degree / university collaborative programmes offered by HKU and our partner institutions. Please note that each of these programmes will have a separate application (except for the HKU-PKU Dual Degree Programme in Law and Dual Degree with University College London in Bachelor of Law) and may also have additional entrance requirements. Indication of interest on this form, DOES NOT replace an application to be submitted separately. You should refer to the details available for each programme carefully [here](#).

- ☐ Dual Degree with Peking University in Bachelor of Economics and Finance (Application Deadline: January 31, 2026)
- ☐ Dual Degree with Peking University Dual Degree in Bachelor of Laws (Application Deadline: January 31, 2026)
- ☐ Dual Degree with Peking University in Politics, Philosophy and Economics (PPE)(Information about "How to Apply" can be found [here](#) )
- ☐ HKU-Cambridge Undergraduate Recruitment Scheme (Natural Sciences)(Information about "How to Apply" can be found [here](#) )
- ☐ Dual Degree with Sciences Po in Bachelors of Arts, Business and Administration, and Social Sciences (Application Deadline: March 3, 2026)
- ☐ Dual Degree with University of British Columbia Sauder School of Business in Business and Administration (Application Deadline: January 31, 2026)
- ☐ Dual Degree with University of California Berkeley in Bachelors of Arts and Social Sciences (Application Deadline: November 30, 2025)
- ☐ Dual Degree with University College London in Bachelor of Laws (Application Deadline: January 31, 2026)
- ☐ HKU-Cambridge Undergraduate Recruitment Scheme (Engineering)(Information about "How to Apply" can be found [here](#) )

#### Sports Scholarship Scheme

Please ensure that you complete and submit the [APPLICATION FORM](#) for the HKU Sports Scholarship Scheme 2026/27 by December 5, 2025 (Hong Kong Time).

- ☐ I understand that I must submit the [APPLICATION FORM](#) by the above-mentioned deadline in order to be considered under the Sports Scholarship Scheme. Additionally, I understand that I will only be considered for my [1st programme choice](#) under my admissions application to HKU.

#### Talent Search Scheme (previously known as School Nominations Direct Admission Scheme (SNDAS))

Students pursuing the final year of respective high-school curriculum are eligible for the self-nomination under Talent Search Scheme. Please refer to our [website](#) for details and have your school to write a reference letter as the supporting document and upload all required documents to the application form for the Talent Search Scheme before 12:00 noon, December 1, 2024 (Hong Kong Time).

- ☐ I would like to be considered under Talent Search Scheme and I understand that my school will support my self-nomination. (Application Deadline: December 1, 2024)

#### Special Scholarships for Incoming Applicants

The selection of the special scholarship is on a rolling basis.

Students who wish to be considered for the following scholarships MUST submit the [Application Form for Special Scholarship](#) by January 31, 2025 (Hong Kong Time) and upload all required documentation after submitting your online application. You may refer to details of all the scholarships [here](#).

- ☐ I would like to apply for the HeforShe Impact Champion Scholarship  
[Terms and Conditions](#)
- ☐ I would like to apply for the Hon Ping Entrance Scholarship for Nigerian Students  
[Terms and Conditions](#)
- ☐ I would like to apply for Hong Kong Scholarships for Belt and Road countries  
[Terms and Conditions](#)

Save

Save and Next →

If you would like to apply for any Dual Degree or University Collaborative programmes, you should also indicate it on the form.

However, please note that each of these programmes will have a separate application and may also have additional requirements and instructions, and as such you should refer to the details of the programme.

You can also indicate your interest in other admission scheme and special scholarships offered by the University. Please check your eligibility before applying and take note of any additional requirements or supporting documents that you should submit alongside your application.

Personal Particulars

Academic Profile

Academic Qualifications

Choice of Programme

Reference

Others

You may nominate your counsellor to support your application to the University by providing predicted / anticipated result(s), transcripts, and reference documents.

You may also nominate referees who may provide additional information to support your application to the University.

In the case that you are not able to find your counsellor under the 'Counsellor' list, please provide your counsellors' contact information as a referee and we will be in touch accordingly.

For more instructions on how to fill this page, please refer to [here](#).

Referee / Counselor

Relationship	Name	Email	Relationship Description	Action
No records found.				

+ Referee

Save

Save and Next →

### Reference

Referee's / counsellor's contact / invitation cannot be edited once you have submitted your application. You may nominate your counsellor to provide reference, transcript as well as any anticipated / predicted results to support your application. Please select your counsellor from the drop-down list. If your counsellor is not listed, please make sure you have selected your school under the "Academic Profile" tab first. You may nominate your counsellor as a "referee" if you still cannot find him/her in the list. If you were graduated from high school but wish to nominate your previous counsellor, please also nominate him/her as your "referee".

You may nominate referee(s) who may provide additional information to support your application to the University. Please be sure to communicate first with referee(s) you will be nominating prior to submission of your application. An email will be sent to each referee seeking their confidential reference to support your application after your application has been submitted successfully.

To facilitate our evaluation, we recommend your counsellors and referees to complete their parts by **Dec 1, 2025**. If your counsellors or referees cannot make this deadline, or if your application is submitted at a later date, please also communicate with them so that they can support your application as soon as possible.

Personal Particulars Academic Profile Academic Qualifications Choice of Programme Reference Others

You may nominate your counsellor to support you

You may also nominate up to 2 referees who may

In the case that you are not able to find your coun

For more instructions on how to fill this page, plea

Referee / Counselor

Relationship	Name
No records found.	

+ Referee

Save Save and Next →

### Referee

Relationship \*

School Counselor

Name \*

- Select -

Email \*

If you cannot identify your counsellor from the drop down menu, please nominate the counsellor as a teacher and enter the appropriate email address. Our system will invite for reference still from your teacher.

☒ agree to disclose programme decision to counsellors

Save Cancel

If you would like to grant your counsellor access to view your programme decision, please check this box.



### Disability Information

If you have a disability, please give details in this section. Supporting documents may be required at a later stage. Information given in this section helps the university to identify the special assistance and facilities that it can provide on your admission. You may also contact the Faculty / Programme to discuss issues or your concerns.

Type of Disability

- Select -

Degree of Impairment

Description

### Transfer of Credits (for applicants who are currently enrolled or once enrolled in a bachelor's degree / higher degree programme)

☐ I wish to apply for direct entry to the following programme

Year of Study ?

Programme ?

☐ I wish to apply for transfer of credits upon admission

Save

Proceed to Payment for Submission of Application →

### Others

Please give us any other relevant information in this section. Once you have reviewed your application, click 'Proceed to Payment for Submission of Application' to be redirected to the payment page. **Supporting documents and Personal Statement can only be uploaded after the payment of application fee.**

# Step 3: Pay the application fee

Proceed to payment



You are about to submit your application to the University via the non-JUPAS / international scheme. Please be aware that any duplicate applications submitted after this point-whether through the same scheme or otherwise-may result in disqualification.

By clicking the "Proceed with Payment" button, you will be directed to pay the application fee. Please review the following instructions carefully before continuing:

1. Make sure you have reviewed your application carefully.
2. DO NOT open multiple browser windows or tabs with the application page during the payment process.
3. DO NOT close any of the browser pages throughout the payment process. Once your payment is completed, please click "Back to Merchant" to return to the application system.
4. If you accidentally close the browser after successful payment, please rest assured that your application status will be updated automatically. You may log in again after one minute to view the refreshed status.
5. Any incomplete or unsuccessful payment attempt will result in the application not being submitted. You should receive both an email and inbox message confirming submission if your application is successfully submitted.
6. The application fee is non-refundable and non-transferrable, regardless of your application result.

If you wish to edit your application, please click "Cancel" to return to the application form.

✓ Proceed With Payment

✕ Cancel

Dept. Reference No. **fbxw0by539669963**

**HKD 600.00**

**Payment**

Use one of the methods  
to pay the application  
fee.

---

**PAYMENT BY**

Credit Card



Mobile Payment



CONTINUE PAY

CANCEL

**Reminder :**

Once your payment is completed, please click **“Back to Merchant”** to return to the application system.





## My Application

Applications	Status	Actions
[REDACTED]	Submitted	<a href="#">Edit Application</a> <a href="#">Upload Supporting Document</a>

Once your submission is successful, you will receive an email with instructions on the next steps and you will also be able to view your application number under 'Application Status' on the left. The status of your application will now also change from 'In Progress' to 'Submitted'. Click 'Upload Supporting Document' to submit relevant documents.



# Step 4: Upload supporting documents



HKU Application System for Undergraduate Programmes  
The University of Hong Kong

Supporting Document

## Supporting Documents

You may upload copies of the relevant documents under each respective category. All documents should be in pdf format. Please note that the University may require you to submit the official / certified true copy of documents uploaded onto this application system.

You should name your files in the following format:

AppNo\_FirstName\_LastName\_DocumentDescription

Eg:  
20191234567\_Jane\_Doe\_VolunteerCertificates

**Personal Identification and Statement**

Document Type	File Name	Submission Date
Personal Identification ?		
Personal Statement ?		

Upload

### Supporting Documents

Please follow the naming format to upload the corresponding transcript or documents under the associated header. For all other documents, including your CV and other certificates, you may upload the document under “Other Documents”.

Documents that have been successfully uploaded and received by the University will list the respective file type, file name, and the date of submission. You are however advised to keep a personal record of all the documents you have uploaded.

# Step 5: Check your application status

## Application Status

Full Name

### Application

Updates to your application to the University, whenever available, will be reflected in this section upon submission of your application to the University.

You may refer to the table below for further details on the status for your application.

Programme Status	Definition
Under Consideration	The programme is reviewing your application
Waitlisted	Your application has been reviewed and you are placed in the waiting list based on application information and documents submitted
Offer with Conditions	You have received a conditional/firm offer
Offer Accepted	You have accepted a conditional/firm offer
Offer Declined	You have declined a conditional/firm offer
Offer Expired	Your offer has expired because the University has not received a response from you regarding the offer by the stipulated deadline
Appeal Under Review	The programme is reviewing your appeal The whole process could take up to 3 weeks
Conditions Met	The final results received by the University indicate that you have met the condition(s) on academic achievements laid out in your offer of admission Your status will be updated to Conditions Met if your appeal is successful
Conditions Not Met	The final results received by the University indicate that you have not met the condition(s) on academic achievements laid out in your offer of admission Your status will be updated to Conditions not Met if your appeal is not successful
Acceptance Withdrawn	You have withdrawn your acceptance to a conditional/firm offer
Programme withdrawn	You have withdrawn your application to the programme
Unsuccessful	Your application to the programme is unsuccessful

### Application Status

You may check the status of your application any time by clicking 'Application Status' on the left panel. You can also review your acceptance status and any outstanding actions required from you here.

# Step 6: Update your personal particulars

My Inbox

My Application

Application Status

My Event

**My Profile**

Logout

HKU Application System for Undergraduate Programmes  
The University of Hong Kong

> My Profile

## My Profile

Basic Info | History | Change Password | Change Email

Registered Email Address ?

Alternate Email Address \* ?

HKID Card No. ?

China Identity Card No.

Passport No.

Family Name / Surname \*

Given Name \*

Chinese Name

Date of Birth \* ?

Sex \* - Select -

Citizenship \* - Select -

Current Country of Residence \* - Select -

Current Country of Study \* - Select -

☐ Currently I am not studying

Home Tel. No. \* ? - Select - Area Code Number

Mobile Phone No. \* ? - Select - Area Code Number

Correspondence Address \*

Save

## Update personal particulars

You may check or update your personal particulars any time by clicking 'My Profile' on the left panel.

# Tips for uploading documents

1. If you have several files to upload, please consolidate them to one single file
2. File size should not exceed 10MB
3. File should be in pdf format only
4. **Files cannot be viewed nor deleted after they have been uploaded** (so make sure you upload the right file) You may re-upload the correct documents under the respective category again directly, or just leave the original upload there.
5. A revised document can be uploaded at any time (but the old document will still be there); the University will consider the latest upload as official
6. Please be mindful to follow the file naming instruction
7. You will be able to check upload file name once uploaded, please double check file names to make sure all necessary documents are provided.

# Next Steps

After submission, you will be able to log in to your application account to:

- a) Provide/update scores not yet available at the time of application under 'Academic Qualifications' tab
- b) Upload supporting documents
- c) Update some of your personal information

You are encouraged to:

- a) Check for our emails regularly and keep up-to-date with our information
- b) [Follow us on The University of Hong Kong International Undergraduate Admissions Facebook Page](#) and [Instagram Page](#)



# Questions?

Refer to our FAQ [here](#)

Still have questions? Contact us through live chat after you have logged in to your application account